



2019

MEMBERSHIP GUIDEBOOK



OCALA BOAT CLUB

P.O. Box 777
Ocala, Florida 34478
(352) 236-3227

OCALABOATCLUB.ORG

This GUIDEBOOK contains the following information and is provided for reference and use by members only.

- Narrative History of the Ocala Boat Club
- Getting started with the Ocala Boat Club
- Ocala Boat Club Property
- Past Commodores
- How to become an Ocala Boat Club Member
- Ocala Boat Club Board and Committee members
- Ocala Boat Club Roster
- Instructions for accessing and updating Ocala Boat Club web information and making event reservations
- Cruising Guide
- Cruise Captain Responsibilities
- Central Florida Lock and Dam locations and phone numbers
- OBC Cruising Locations
- Restaurant Information
- St Johns River mileage chart
- Navigation Basics
- Installing Spring Lines
- Fish Identification
- Rope eye splicing
- Ocala Boat Club By-Laws
- Ocala Boat Club – Club House Floor Plan Ocala Boat Club By-Laws
- Membership Application

Narrative history of the OCALA BOAT CLUB

The club was organized in August, 1947 by a group of business men who wanted to organize a boat club to promote boating, angling and good fellowship. Judge Fred Hocker was the first Commodore (or President) of the club and along with eight other business men, namely: Dr. Moreman, Jimmy Parrish, Denzel Ray, Bob Wines, Levis Smith, Pinkney Clements, Harry Stein and Barney Fisher organized the club known as "The Marion Boat Club", the original name of the club. One of the objectives of the club was to sponsor boat races at Mill Dam Lake. The club became well known for their races. The first meeting place was the Commercial Bank and Trust (now known as Sun Trust) in downtown Ocala.

Early 1948 the Club's name was changed to Ocala Boat Club and during this same year, joined the Florida Outboard Motor Club and continued that membership for several years.

At one time during the 50's and 60's the boat club had a membership of 116 men and their families well over 250. As the club's membership was outgrowing the places where meetings were held they decided to look for a permanent site. In December 1953 tentative plans for the club house were drawn. On November 17, 1955 an order approving the Charter for the Ocala Boat Club was signed and filed November 28, 1955 in the Circuit Court of Marion County. It was filed as a Corporation Not For Profit. The Articles of Incorporation bear the date of **November 25, 1955**.

With the help of the community and contributions from the Ray family the "Roadside Park and Boating Center", (now known as Ray Wayside Park) located just off of State Road 40 opened to the public on June 4, 1952. The boat basin as we know it today was completed in 1954. The property at the head of the basin was owned by the Ray family (The former owners of the attraction known as Silver Springs). A quit claim deed dated February 25, 1957 was signed by members of the Ray family (10 signatures). A fee of \$10 was paid by the Ocala Boat Club. As the Florida Barge Canal development came closer to the property the club, thinking expansion and being on a more navigable part of the river, changed its name to The Ocala Yacht and Boat Club. A name that stood until 1999 when the club reverted back to its original name.

The Ocala Yacht and Boat Club was very active in those early days. Even with boats that were 12 to 15 long and only 25 horse outboards, ventured as far away as Jacksonville for outings. One outing in 1956, 210 boats from Ocala, Gainesville, Lake City and Leesburg converged on Jumiper Hunt Club at the mouth of Silver River to see the latest hit movies.

The owners of Silver Springs hooked up a big screen to the side of the glass bottom boats and a projector to the top of another glass bottom boat so that boaters could enjoy. One evening in 1957 as many as 30 power boats anchored to enjoy an evening movie...

Ground breaking for the new boat club building was held on July 4, 1957. Financed by debenture bonds \$100 each drawn up the club's attorney Willard Ayres, Judge Hocker, Dr. Moreman and James Richards with the Commercial Bank & Trust Co. (Sun Bank of Ocala). Debentures were sold to members, friends and local business men. Most of the detail work was done by some of the then 220 club members. The club house was dedicated on April 6, 1958 and held its first meeting at the new club house on May 19, 1958. Shortly after the dedication of the club house, Jacksonville Boat Club was the first visiting club – arriving with about 75 boats. Thereafter many of the neighboring boat clubs visited the facility regularly until the start of the Florida Barge Canal.

Another big event happened in 1969 when between 6 and 8 thousand people showed up for the second annual "Boat and Sport Show" sponsored by the Ocala Yacht and Boat Club and others. This was a tremendous show where vendors showed off their wares from campers, to boats, to fishing equipment. People were given boat rides up the Silver River and kids given fishing lessons... Chicken BBQ was sold – complete dinners for \$1.50, and the grand prize was a cruise to Nassau on the Eastern Steamship Line's Bahamas Star.

Today we still enjoy boating on our inland water ways and lakes, club functions and outings to some of favorite restaurants as well as holiday special events like 4th of July, Christmas and New years parties.

The property at the head of the basin was owned by the Ray family (The former owners of the attraction known as Silver Springs. A quit claim deed dated February 25, 1957 was signed by members of the Ray family (10 signatures). A fee of \$10 was paid by the Ocala Boat Club. Conditions stipulated; that the land would belong to the club and used only for building a site for the club house and other facilities. Failure to use said parcel of land for said purposes for a period of five continuous years shall cause title to revert back to W.C. Ray, heirs and assigns. It further states as a condition, the sale of alcoholic beverages shall not be permitted on said premises.

Getting Started in the Ocala Boat Club

OBC General Meetings: The OBC general meeting is on the third Monday of the month at 6:45 pm. The meeting includes a discussion of club business, cruises, social activities and presentation on a topic of interest by a guest speaker. A potluck dinner is served prior to the meeting. Members contribute by bringing an entree, salad, vegetable, appetizer or desert to serve 8 or more. There is a social hour prior to the meeting with doors opening at about 6:00 pm. Beer and wine are available for a \$1.00 donation.

Orientation Packet: The Membership Committee Chair or Commodore introduces all new members at a membership meeting after their Board approval. Members then receive an orientation packet to help them get started with the Ocala Boat Club. This packet is a great resource for new members. It contains the activity schedule, a membership roster and information about boating and boating safety. It also contains maps, boating tips, restaurant list, mileage list, and information on flora and fauna. If you have not yet received the orientation packet, contact the Membership Committee Chair.

Club Communications: The Helmsman is the club newsletter. It includes information on the next two months of cruises and activities, information and pictures from recent club activities and the next guest speaker. Important club documents such as the Helmsman, membership rosters and Club Bylaws are distributed by email.

Cruises and Activities: The Cruise Master prepares a list of OBC cruises and activities twice a year. Each Helmsman includes a two-month list of cruises and activities. Members may print a six-month list of scheduled activities from the club website ocalaboatclub.org. Be aware that the six-month list is a dynamic document cruises can be added, deleted or cruises details may change.

The **Cruise Master** will review upcoming cruises and activities at each OBC General Meeting. *Sign-up sheets* with trip details are on the clipboards on the tables at the front of the meeting room. Be sure to sign up for all cruises and activities that interest you. Doing so ensures you receive information on cruise details or changes. The Cruise Master or cruise leader (a.k.a. Cruise Captain) will confirm your participation and contact participants of changes or cancellations when required.

Committees and Special Interest Groups. Members are encouraged to make the most of their OBC membership by joining one or more club committees or special interest groups. It is in these smaller group settings that you best come to know your fellow boat club members. Committees are membership, communications, history, programs and entertainment, safety, kitchen and building, grounds and rentals. The Club currently has two special interest groups fishing and kayaking.

Members can obtain more information on the committees and special interest groups by talking to the Commodore, committee chair or any Club Officer or Board Member. The names of current and Club Officers and Board Members and their phone numbers is in each Helmsman. All members are encouraged to Consider joining a committee or special interest group.

Kitchen Duty. Members are encouraged to sign up for Kitchen Duty each year. Four to six volunteers are needed to serve at each meeting. The Kitchen chair sends a reminder letter to all volunteers with kitchen duty instructions before the meeting. Kitchen duty instructions and needed keys are in the floor-to-ceiling cabinet.

Member Benefits. The primary benefit of joining the Ocala Boat Club is having the opportunity to enjoy central Florida waterways with a great group of people. Whether you are new to the area, new to boating or an experienced captain you will have the opportunity to learn or to share information about safe boating on central Florida's many rivers and lakes. We travel as a group so there is always someone to help if you have a problem along the way.

Another benefit is that members may rent the Boat Club for private affairs at a reduced rate.

Board Meetings. Board meetings are on the first Monday each month at 6:30 pm at the Boat Club. All members are welcome to attend Board meetings and to participate in discussion. This is a business meeting. Water and sodas are available but no meal or other refreshments.

February 6, 2015

Ocala Boat Club Property



Legal Description: O.R. Book 2922, Page 0668

Beginning at a point on the South boundary of State Road 40 2928.9 feet East and 2284 feet more or less South of the Northwest corner of Section 3, Township 15 South, Range 23 East; thence South 84°29' East along the South boundary of State Road 40 1452.0 feet to a concrete monument, said monument being the Northeast corner of the Wayside Park and Boat Basin near Delks Bluff, also known as the Ocala Boat Basin, and being the Point of Beginning for the following description:

Beginning at the above described Point of Beginning, proceed North 84°29' West along the South boundary of State Road 40 475.0 feet, thence South 5°31' West 170.0 feet, thence South 84°29' East 475.0 feet to the East boundary of the above mentioned Ocala Boat Basin, thence North 5°31' East 170.0 feet to the Point of Beginning, all being within the boundaries and situate in the Northeast corner of the Ocala Boat Basin property described in Deed Book 294, page 499, public records of Marion County, Florida.

Building Constructed Circa 1967 (Ref: Marion County Property Appraiser)

OCALA YACHT AND BOAT CLUB

OCALA, FLORIDA

Organized 1947

PAST COMMODORES

FRED HOCKER 1947 - 1955	MANUAL JAMIAN 1970	JOHN KRINEY 1985 - 1986
C. W. MOREMAN 1956	M.E. DEAN 1971	CHARLES ALTCMUS 1987-1989
DENZEL RAY 1957 - 1958	BILL DANN 1972	NICK MAGRO 1990 - 1991
WILLARD AYRES 1959	JOE PESTA 1973	ED HARPER 1992 - 1993
JIM WILSON 1960	F. DON DILLMAN 1974	JOHN KEUVELAAR 1994 - 1995
GEORGE BOLTIN 1961	JOHN W. KRINEY 1975	WILFREDO A. COMAS 1996 - 1997
JACK BALDWIN 1962	D. PAUL BOYD 1976	VINCE DRUDING 1998 - 2002
BILL MOUTZ 1963	SKIP DOZIER 1977	WILFREDO A. COMAS 2003-2004
H.H. "Bo" BITTING 1964	ALAN HENDRICKSON 1978	ROBERT CUNNINGHAM 2005 - 2006
LARRY SNYDER 1965	FERRELL SHEROUSE 1979	MOLLY LEMON 2007 - 2008
ALEX SCHWEM 1966	JOHN FIDUK 1980	CHUCK LEMON 2009 - 2011
HENRY CHEATHAM 1967	JOHN KRINEY 1981	BILL HODGE 2012-2014
HAROLD HOOK 1968	BERNARD HOFFMAN 1982	DAVID ROSSITER 2015 - 2016
GRANT COOPER 1969	FERRELL SHEROUSE 1983 - 1984	MICHAEL GROVES 2017 - 2019

HOW TO BECOME A BOAT CLUB MEMBER

We are so excited that you are considering joining our club. By doing so you we think you will meet long lasting friends and enjoy some of the rewards our club offers such as boating, traveling, events and much more.

To become a member of our club you will need to fill out the below application form, attend at least three of our events, as indicated on page two of the application, and then submit a check for \$50 per person for your annual membership.

When you have filled out the application form please mail it to:

Tom Ulmer, Membership Chairman
Ocala Boat Club
12756 SE 90 Court Road
Summerfield, FL 34491

- Or you can bring your application to one of our general membership meetings which is at 6:00 p.m. on the 3rd Monday of every month at our club house.
-

After fulfilling your membership obligations, you will be notified either by phone or by mail. At that time, we will request that you please provide a check made out to OCALA BOAT CLUB in the amount indicated on the application form. You can either send your check to the following address:

Tom Ulmer, Membership Chairman
Ocala Boat Club
12756 SE 90 Court Road
Summerfield, FL 34491

- Or you can bring your check to one of our general membership meetings which is at 6:00 p.m. on the 3rd Monday of every month at our club house.
-

Thank you for your consideration on joining our club. We look forward to you becoming part of our family.



2019 Board Members & Committee Members

Board Members: By-Laws, Article IV

Officers: By-Laws, Article IV-Section 1

Commodore:	Mike Groves
Vice Commodore:	John Beach
Cruise Master:	Jan Ulmer
Secretary:	Flo Hoffman
Purser:	Molly Lemon

Ex-officio (immediate) voting privileges: David Rossiter

Board of Directors: (6 members) Article IV-Section 2

	Term (2 Year)	Term (2 Year)
Don Smith -----	18/19	
Chuck Lemon (Ted Bradley Replacement) -----	18/19	
Louise Jensen -----	18/19	
JoAnn Beach -----		19/20
Tom Ulmer -----		19/20
Nancy Smith -----		19/20

Committee Members: Article V-Section 5(3)

BL-V,5(3a)	Membership:	Tom Ulmer/Joy Ennis
BL-V,5(3b)	Historian:	Flo Hoffman
BL-V,5(3c)	Building and Grounds:	John Beach
BL-V,5(3c)	Rentals: Rental Manager	Chuck Lemon
BL-V,5(3d)	Newsletter:	Louise Jensen
BL-V,5(3d)	Website:	Tim Downey
BL-V,5(3e)	Programs & Entertainment:	JoAnn Beach / Willie Clayton
BL-V,5(3f)	Kitchen and Supplies:	Louise Jensen
BL-V,5(3g)	Safety:	Charlie Parkinson

2019 OCALA BOAT CLUB ROSTER

P.O. Box 777, Ocala, FL 34478 (352-236-3227)

ocalaboatclub.org

040619

<u>Name, Address, Email</u>	<u>Phone</u>	<u>Boat</u>
BEACH, John/Joann 16676 SE 49 th St. Rd. Ocklawaha, Fl. 32179 flbeach2@yahoo.com	727-271-1731 727-271-1732 cell	20' Sylvan Pontoon <i>Beach Life</i>
BRUMALE, Glen 20 Emerald Court Ocala, FL 34472 foxyhoff1@gmail.com	352-687-1011 home	
BRUMALE, Joseph 20 Emerald Court Ocala, FL 34472	352-687-1011 home	
CHARRON, Richard/Judi 10 Malauka Place Trail Ocklawaha, FL 32179 rrcharron46@gmail.com	352-288-1935 home 216-280-2224 Dick's cell 216-280-2223 Judy's cell	22' Hurricane
CLAYTON, Willie 13 SE Sapphire RD Ocala, FL 34472 dwccclayton@gmail.com	352-816-1878 cell	
COOPER, Susan 563 B Fairways Circle, Ocala, FL. 34472 shainmartha@yahoo.com	352-875-2879 cell	
ENNIS, Joy P.O. Box 1042 Ocala, Fl. 34478 joyennis@icloud.com	352-426-1584 cell	
FRANK, Eugene 6168 SE 8 th Lane Ocala, Fl. 34472 eugenefrank@gmail.com	352-694-2358 home 352-816-7242 cell	
GOMEZ, Denise 6013 Oakmont Ave. Ocala 34472 dgom17@gmail.com	305-331-4108 cell	12' Kayak <i>Hazel</i>

Name, Address, Email**Phone****Boat**

GROVES, Mike
3620-SE 26th Ave.
Ocala, FL 34471
img8078@gmail.com
img2017obc@gmail.com

352-351-8078 home
352-895-4193 cell

21' Tahoe Q7i,
Semper Fi.

HOFFMAN, Florence
20 Emerald Court
Ocala, FL 34472
foxyhoff@aol.com

352-687-1011 home
352-789-5499 cell

16.5' Caravelle

HORNICK, Lee
2421 SE 19th Circle
Ocala, FL 34471
lhornick1975@gmail.com

352-629-6698 home
352-502-3815 cell

HUDSON, Gary
10772 SE 74th Court
Bellevue, FL 34420

352-347-4558 cell

16' Lund

JENSEN, Allan/Louise
77 Almond Rd.
Ocala, FL 34472
aljensen374@yahoo.com
ljtrouble500@gmail.com

352-624-3941 home
352-426-2614 cell

15' Sea Arc

JONAS, Jennifer
20 Emerald Court
Ocala, FL 34472

352-687-1011 home
352-804-1377 cell

LEMON, Chuck/Molly
5832 NE 65th St
Silver Springs, FL 34488
ocalaboatclub@cox.net

438-3345 home
209-3486 Chuck's cell
209-2846 Molly's cell

26.5' Bayliner
Sunny Daze
22' Pontoon
Reel Fun

PARKINSON, Charlie/Christine
5652 SW 58th Place
Ocala, FL 34474
cparkins42@gmail.com
cjparkin28@gmail.com

352-816-1814
248-891-5448 cell

ROSSITER, David
5066 NW 21st Loop
Ocala, FL 34482
drossiter@frii.com
arossiter@frii.com

303-929-2983 David
303-333-4223 Andrea

22' Sea Pro
Ocali2

Name, Address, Email**Phone****Boat**

SHARTZER, Gary
7 WAGONWHEEL WAY
OCALA, FL 34473
gshartzer@cfl.rr.com

352 300 3343 home
352 362 1506 cell

19' Fish & Ski
Quantum

SMITH, Donald/Nancy
10 Emerald Court
Ocala, FL 34472
donnancy125@embargmail.com

352-687-8133 home
352-454-1391 cell

19' Bayliner

TAYLOR, Betty Jean
1171 NE 49th St
Ocala, FL 34479
bjtgator2000@yahoo.com

352-351-3806 home
352-233-5566 cell

TROMBLEY, Rita
4639 NE 15th St.
Ocala, FL 34470

352-438-2277 home
352-208-6857 cell

ULMER, Tom/Jan
12756 SE 90 Court Road
Summerfield, FL 34491
tulmer5393@gmail.com
janiceulmer3@gmail.com

352-307-8226 home
352-208-5996 Tom cell
352-208-7655 Jan cell

Friends of the Club**Name, Address, Email****Phone**

VANDENBURGH, Ann
grannieannie4377@aol.com

352-622-3292 home

INSTRUCTIONS FOR ACCESSING AND UPDATING OCALA BOAT CLUB

WEB INFORMATION and MAKING EVENT RESERVATIONS

(Revised 07/12/19)

NEW Web Site is on line at original web address:

ocalaboatclub.org

Member Password is: OBC2018 with capital OBC

Attachments for the web site such as new Helmsman and Board Minutes and/or corrections to the web site should be sent to our Web Master:

Webmaster.ocalaboatclub@gmail.com

Pictures for the web gallery or other large files should be uploaded to our Drop Box:

<https://www.dropbox.com/?landing=dbv2>

Username is: ocalaboatclub@gmail.com

Password is: OBC2018 with capital OBC

When you upload pictures please use a folder with a name associated with the pictures. After uploading send an email to the webmaster as indicated above and copy me.

To RSVP for a cruise event:

On the OBC web site go to top bar and select ACTIVITIES then CALENDAR. Calendar will open at the current month. To change to a certain month, at the top left, in the dark bar where the date is shown pick the left or right arrow to navigate to the desired month. At the month desired locate the pertinent event and double click on it. In the dark bar at the top on the right side pick the RSVP box. Enter your email address, name and phone number. If this is a single reservation pick "send RSVP". If more than one for this event under message add a note about how many will attend or add a separate reservation for each person attending.

If you have any questions, please email me or call me (352) 895-4193

Ocala Boat Club Cruising Guide

The purpose of the Ocala Boat Club (OBC) is to foster interest in boating in and around Ocala. Every year, the OBC organizes a variety of cruises for members and their guests to carry out its purpose. We encourage members with boats to take them on OBC cruises as often as possible. OBC members who do not own boats arrange to ride on member boats as space permits and are encouraged to share travel expenses (\$10/person donation is suggested). Members rendezvous at predetermined meeting places or drive directly to the boat launch ramp or other planned destinations.

Here is a basic overview of the OBC Cruising Program:

- Types of cruises: **WATER CRUISES** in member boats, rented crafts or cruise line ships; and **LAND CRUISES** in member cars to various points of interest
- Frequency and scheduling: Two or more cruises per month on weekdays and weekends.
- Duration: Most cruises are one day events, some are two to four day events.
- Destinations: a variety of local and state waterways, lunch venues and other places of interest.

How OBC Cruises Are Planned and Organized

- **Cruise Master** - At the beginning of each year, the OBC Cruise Master does the logistical planning (cruise route, schedule, and restaurant reservation) and publishes the schedule of cruises.
- **Cruise Captain meeting** - Prior to finalizing the schedule, the Cruise Master holds a Cruise Captain meeting to preview cruise plans, get member input on ideas for other cruises and recruit Cruise Captains.
- **Cruise Captain** - An OBC member who volunteers to manage a cruise (e.g., communication with registrants and restaurant on final details, boat assignments, changes/cancellations, etc.).*
- **During OBC membership meetings** - opportunities are provided to members for input to the schedule.

Signing Up for a Cruise

- **Check the schedule** for up-coming cruises at OBC meetings, or via the newsletter or website.
- **Sign up** in advance at meetings or by calling the designated Cruise Captain.*
- **Indicate if you are taking your boat** so that members without boats can sign up to ride with you.
- **Note important info:** names, tel. #s for Cruise Captain, boat owner; meeting place & time, launch site, lunch venue.

Before the Cruise

- If you plan to ride on a member's boat, **you must contact the boat owner to make arrangements,**
- **Prepare personal items** you may need for the cruise, e.g., water, weather gear, sunscreen, etc.
- **Boat owners:** assure safety gear is on board, test motors, radios, fluid levels and all other boat systems.
- The Cruise Captain will notify you of **final plans & changes** due to bad weather forecasts or other factors.
- If you want to **add a guest or need to cancel,** contact the Cruise Captain **as soon as possible.**

Day of the Cruise

- **Arrive at the rendezvous place at least 15 minutes before departure time** for final orientation and assignments. If you run late, call the Cruise Captain's cell phone for instructions.
- On the boat, **consider yourself part of the crew** and help load, launch, dock and man the boat.
- **The cruise captain will lead the flotilla.** Other boats should follow per OBC guidelines.*
- **Before leaving any cruise location,** make sure that everyone is accounted for and that all vehicles are safely underway back home.

*See the OBC Cruise Sign-Up Sheet & Cruise Captain Responsibilities for more information.

(Final – February 12, 2015.)

Ocala Boat Club

Cruise Captain Responsibilities

Cruise Captains are responsible for setting up all details of their cruises.

Prior to the cruise: Assess the Weather Conditions prior to the Cruise Date. Make all arrangements, including restaurant reservations (about 2 weeks in advance). For picnics: Remind boaters what they should bring. Contact all who are signed up for a cruise about 2 days before the cruise date to reconfirm those going, then contact the restaurant at that time and give them the final count. Provide directions to the launch ramp and time of departure. Assign a Captain to follow the flotilla with a VHF Marine radio to maintain communication with the Cruise Captain. Inform the Cruise Master as to the status of the trip when all is confirmed. Be sure to carry the restaurant's phone number and contact name on board. All this information should be put onto the sign-up sheet and carried with you.

On the cruise day, at the launch site, brief the boat captains about the particulars of the trip before departing. During the cruise, the Cruise Captain leads the flotilla with the rest of the boats following. The lead boat (Cruise Captain's) and the last boat should have Marine VHF radios turned on, and tuned in to **Channel 68**. Keep in contact by radios and cell phones. These are also used to point out items of interest, sickness, ecological oddities, falling behind, assistance needed, etc. Do not be shy about requesting help, but do not be too "chatty" either.

- **Cruising speed:** 25-30 mph. If this speed cannot be maintained, please request a ride from another Skipper. Keep pontoons in sight. Boats should stay together during the trip in order to lend assistance if required.
- **Safety and readiness:** Prior to departure - have passengers try on life jackets for fit. Keep life jackets out and available along with the life ring or flotation cushion.
- **If weather forces cancellation** of the water cruise and restaurant reservations were made, a land cruise to the restaurant should still take place. If the trip is cancelled before the cruise date, cruise captains should call people who signed up and give them directions to the restaurant or attraction, or form a convoy to the destination.

After the trip: Please give all paperwork, such as sign-up sheets and restaurant information, to the **Cruise Master**. This information will be used to build a file for future trips and outings.

Follow-Up: Please submit a short article about the trip and a picture or two for the Helmsman.

Reminder to all boat captains: Check all oil, fluid and gas levels, plus tire pressure in the trailer tires before leaving home. Remember to bring a trash bag so we can keep our lakes, rivers and the Aquifer clean. Check ramp to ensure there is adequate water for launching.

If you have any questions or suggestions, please call Chuck Lemon 352-438-3345 or 352-209-2846 (cell) or Molly Lemon 352-209-2846 (cell).

Central Florida Lock & Dam - General Information list

FACILITY:

Phone:

APOPKA Lock & Dam

352-383-3986

Open 7AM-7PM (Lock is 15' Wide, 54' Long & holds about
5 Bow-Rider boats.)

BURRELL Lock & Dam (Haines Creek, between Lakes Griffin/ Eustis)

352-787-2611

Open 7-12 Am & 1-6PM (Lock is 28' Wide, 75' Long,
Holds about 12 Pontoon boats)

MOSS BLUFF Lock & Dam (on Oklawaha River.) Open 7AM-6:45 Pm

352-288-4171

(or Last boat in lock.) Holds 15 Pontoon Boats.

SUNNY HILL

Skellion, James

352-821-0104

Turrentine, Steve

352-821-1249

PALATKA

General Information

386-329-4500

FL GAME & FISH (24 HR)

888-404-3922

Steve Adam

386-804-0993

DEES, BILL (Levy Security)

352-821-2368

Cell Ph.: 352-427-4276

BUCKMAN Lock & Dam (**RODMAN**)

386-329-3575

Jim Dunlap

NELSONS FISH CAMP

352-329-3575

RON'S BAIT & TACKLE (Moss Bluff)

352-288-0196

Note: Information above is approximate and last known - only!

OCALA BOAT CLUB

8/1/2019

Cruising Locations

TYPE	SITE	Address	Phone	Navigation Coordinates		Restrooms
				North	East	
Boat Ramps n Docks						
	River Front Park Boat Ramp			29° - 38.629'	81° - 37.856'	Yes
	Intersection of S 3rd St & Laurel St					
	Palatka, Fl					
	Sunrise Park (Margary Neal Nelson) Boat Ramp			29° - 25.693'	81° - 30.414'	Yes
	107 Cypress St					
	Crescent City, Fl 32112					
	Astor Boat Ramp - Pearl St			29° - 9.927'	81° - 31.397'	Yes
	25140 East Pearl St					
	Astor, Fl 32102					
	Venetian Cove Park Boat Ramp			28° - 48.288'	81° - 52.413'	Yes
	201 E Dixie Ave					
	Leesburg Fl 34748					
	Pete's Pier Boat Ramp		352-795-3302	28° - 53.644'	82° - 35.838'	Yes
	1 SW 1st Place					
	Crystal River, Fl 34429					
	Canary Island Boat Ramp (PARK FEE)		352-671-8560	29° - 01.107'	81° - 57.816'	Yes
	13275 SE 115 Ave					
	Ocklawaha, Fl 32179					
	Ray Wayside Park (Boat Basin) Boat Ramp (PARK FEE)		352-671-8560	29° - 12.877'	81° - 59.526'	Yes
	9560 NE 28th Lane					
	Silver Springs, Fl 34488					
	Fort Island Boat Ramp (Fort Island Trailer Park location)			28° - 54.203'	82° - 38.077'	No
	12073 West Fort Island Trail (SR 44)					
	Crystal River, Fl 34429					
	Fort Island Boat Ramp (Gulf Beach location)			28° - 54.661'	82° - 41.203'	No
	16000 West Fort Island Trail (SR 44)					
	Crystal River, Fl 34429					
	Lowry Park Zoo Boat Ramp			28° - 0.755'	82° - 27.907'	No
	1200 West Flora St					
	Tampa, Fl 33604					
	Hontoon Island State Park (Dock)			28° - 58.481'	81° - 21.438'	Yes
	2309 River Ridge Road					
	Deland, Fl 32720					
Rivers						
	Dead River - Lake Eustis (East Entrance)			28° - 49.147'	81° - 45.586'	
	Dora Canal - Lake Eustis (North Entrance)			28° - 48.679'	81° - 44.553'	
	Dora Canal - Lake Dora (South Entrance)			28° - 47.804'	81° - 44.071'	
	Dunns Creek - Crescent Lake (South Entrance)			29° - 32.021'	81° - 33.409'	
	Dunns Creek - St Johns River (North Entrance)			29° - 35.286'	81° - 37.848'	
	Haines Creek - Lake Eustis (South Entrance)			28° - 51.137'	81° - 45.462'	
	Haines Creek - Lake Griffin (North Entrance)			28° - 53.560'	81° - 49.886'	
	Ocklawaha River - Lake Griffin (South Entrance)			28° - 55.742'	81° - 50.056'	
	Ocklawaha River - Junction with Silver River			29° - 12.741'	81° - 59.289'	
	Silver River - Junction with Ocklawaha River			29° - 12.741'	81° - 59.289'	

OCALA BOAT CLUB

8/1/2019

Cruising Locations

Silver River - Junction with Canal to Ocala Boat Basin		29° - 12.634'	81° - 59.487'	
Silver River - Silver Springs (Spring Head)		29° - 12.962'	82° - 03.173'	
St Johns River - Lake George (North Entrance)		28° - 49.147'	81° - 45.586'	
St Johns River - Lake George (South Entrance)		28° - 48.679'	81° - 44.553'	
St Johns River - Dunns Creek entrance		29° - 35.286'	81° - 37.848'	
St Johns River - Hontoon Island State Park (Dock)		28° - 58.481'	81° - 21.438'	
2309 River Ridge Road				
Deland, FL 32720				
Restaurants				
Corky Bells Restaurant	352-325-1094	29° - 38.675'	81° - 36.200'	
185 S Hwy 17				
E Palatka, FL 32131				
3 Bananas Restaurant	352-698-2861	29° - 38.675'	81° - 36.200'	
11 S Lake St				
Crescent City, FL 32112				
Pecks Old Port Cove Restaurant	352-795-2806	28° - 51.808'	82° - 40.076'	
139 Ozello Trail				
Crystal River, FL 34429				
Dam Diner (Ocklawaha Dock)	352-288-8332	29° - 04.881'	81° - 53.039'	
9685 SE Hwt 464C				
Ocklawaha, FL 32179				
Hurricane Dockside Grill	352-795-2806	28° - 48.902'	81° - 45.741'	
3351 West Burleigh Blvd				
Tavares, FL 32788				
J.B. Boondocks Restaurant	352-324-3600	28° - 42.483'	81° - 46.089'	Yes
704 S Lakeshore Blvd				
Howey-in-the-Hills, FL 34737				
Palm Gardens Restaurant	352-847-0816	28° - 49.005'	81° - 45.639'	Yes
1661 Palm Garden St				
Tavares, FL 32778				
Blackwater Inn	352-847-0816	29° - 10.005'	81° - 31.409'	Yes
55716 Front St				
Astor, FL 32102				
Pisces Rising	352-385-2669	28° - 47.975'	81° - 38.858'	Yes
239 W 4th Ave				
Mt Dora, FL 32757				
Crazy Gators	352-589-5885	28° - 51.386'	81° - 41.206'	Yes
302 N Bay St				
Eustis, FL 32726				
Okeefes' Restaurant	352-343-2157	28° - 48.029'	81° - 43.552'	Yes
115 S Rockingham Ave				
Tavares, FL 32778				
Lake Harris Hideaway	352-343-3585	28° - 46.303'	81° - 45.551'	Yes
11912 Lake Park Road				
Tavares, FL 32778				
Stumpknockers Restaurant	352-854-2288			
13821 State Road 200				
Dunnellon, FL 34432				



OCALA BOAT Club

Restaurant Information

01/24/18



Name	Phone:	Location
Café Attuare	352-385-1953 (W/Winery)	Mount Dora, 301 N. Baker St.
Goblin Market	352-7350059	Mount Dora, 330 Dora Drawdy Way
Margarita Breeze	352-795-3113	Crystal River, 1610 SE Paradise Cir.
Ducks Dam Diner	352-288-8332	Moss Bluff 9685 SE Highway 464C
Corky Bells (was: Gator Landing)	386-325-1094	E-Palatka, 185 S. US Hwy 17
Pisces Rising	352-385-2669	Mt. Dora, 239 W. 4 th Ave.
The Yearling	352-466-3999	Cross Creek 14531 E County Road 325
Crazy Gators	352-589-5885	Eustis, 402 N Bay St.
3-Banannas	386-698-2861	Crescent City (City Dock)
Front Porch	352-489-4708	Dunnellon, 10256 S US Highway 41
Lena's	352-625-6489	Ocala, 18478 East Highway 40
Blackwater Inn	352-759-2802	Astor (Rt. 40) St. Johns River)
Lakeside Inn	352-383-4101	Mt. Dora, 100 N. Alexander St.
AL'S Landing/Dockside	352-742-1113 (1st flr.)	Tavares 111 E Ruby St. (Wooten Pk)
Cracker Barrel (Rt. 200)	352-854-7870	Ocala 3801 SW College Rd. (Rt-200)
O'Keefe's Irish Pub	352-343-2157	Tavares, 115 S Rockingham Ave
Stump knockers	352-854-2288	Dunnellon 13821 SW Highway 200
Swamphouse Grill	386-668-8891	St. Johns River, Hontoon > (Deland)
The Mason Jar	352-629-0527	Ocala (Rt. 200) Nr. Top of World
Don Pepe's	352-465-8445	Dunnellon 20744 W Penn. Ave.
Sunset Harbor	352-288-8400	Summerfield 10333 SE Sunset Harbor Rd
Outback Crabshack	904-522-0500	St. Augustine, 8155 County Road 13N
Crackers Bar & Grill	352-795-3999	Xtal River, 502 Northwest 6 th Street
Harbor Hills CC	352-753-7000	Lady Lake (Lake Griffin)
Karlings Inn,	386-985-5535	Deleon Springs, 4640 US Rt. 17
Hurricane Dockside Grill	352-508-5137	Tavares, Dead River (beside SR-44)
Carmela's Restaurant	352-465-1818	Dunnellon (Nr. Hwy 41 Ramp)
Ruby Street Grille	352-742-7829	Tavares 221 E Ruby St.
Peck's Old Port Cove	352-795-2806	Ozello, 139 N. Ozello Trail
Gator Joes	352-288-3100	Ocklawaha/Lk Weir 12431 SE 135th Ave
JB Boondocks	352-324-3600	Howey-in-the-Hills, S. Lakeshore Blvd.
Neon Leon's	352-621-3663	Homosassa, 10350 W. Yulee Drive
Yalaha Bakery	352-324-3779	Howey-in-the-Hills, 8210 CR-48
Saucy Spoon (was-Gables)	352-383-1050	Mt. Dora, 322 N. Alexander St.
Willow Tree	407-321-2204	Sanford, 205 E 1st St
Seagrass Waterfront	352-503-2007	Homosassa, Fl. 10386 W. Halls River Rd
Blue Gator Tiki Bar	352-465-1635	Dunnellon (Across Frm Hwy 41 Ramp)
Eaton's Beach Restaurant	352-694-9900	Weirsdale, FL 15790 SE 134 th Ave.
Peach Valley Cafe	386-256-2501	Ormond Beach 1185 W Granada Blvd
Racings North Turn	386-322-3258	Daytona 4511 S Atlantic Ave. Ponce Inlet
Margarita Grill	352-628-1336	Homosassa, 10200 W Halls River Rd
Norwood's Eatery & Treehouse	386-428-4621	New Smyrna Beach, 400 E 2nd Ave.
Lake Harris Hideaway	352-343-3585	Tavares, 11912 Lane Park Rd.

MILEAGE CHART, St Johns River

Astor Bridge (SR 40) SOUTH:

Lake Dexter	5.1
Mud Lake	10.9
St. Francis	13.9
White Hair Bridge (Hwy 44 Deland)	17.1
Shell Creek	18.9
Hontoon State Park	20.3
Lake Beresford	21.1
Blue Springs	23.8
Highbanks	28.4
Wekiva River	29.9
Fort Florida	31.3
Lake Monroe (US 17—92)	35.4
Sanford Dock	39.2
SR 415	43.0
Lake Jessup	45.9
Lemon Bluff	51.7
Lake Harney (North End)	59.4
SR 46	65.1

Astor Bridge (SR 40) NORTH:

Lake George (South End)	4.9
Silver Glen Springs	11.0
Lake George (North End)	16.7
Ocklawaha River	26.1
Welaka	27.7
Buffalo Creek	37.7
Dunns Creek	40.5
Palatka Bridge	48.2
Green Cove Bridge	76.6
Main Street Bridge (Jacksonville)	

Safe navigation on Florida's waterways is everyone's responsibility. All operators are equally responsible for taking action necessary to avoid collisions.

Encountering Other Vessels

Even though no vessel has the "right of way" over another vessel, there are some rules that every operator should follow when encountering other vessels. It is the responsibility of both operators to take the action needed to avoid a collision. The next page shows what to do when encountering another vessel.

To prevent collisions, every operator should follow the three basic rules of navigation.

- ◆ Practice good seamanship.
- ◆ Keep a sharp lookout.
- ◆ Maintain a safe speed and distance.





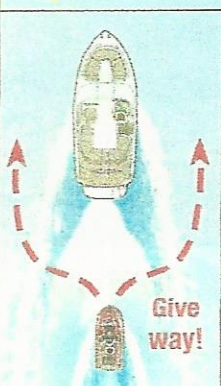

Encountering Vessels With Limited Maneuverability

- ◆ When operating a power-driven vessel, you must give way to:
 - Any vessel not under command, such as an anchored or disabled vessel
 - Any vessel restricted in its ability to maneuver, such as a vessel towing another or laying cable, or one constrained by its draft, such as a large ship in a channel
 - A vessel engaged in commercial fishing
 - A sailboat under sail unless it is overtaking
- ◆ When operating a vessel under sail, you must give way to:
 - Any vessel not under command
 - Any vessel restricted in its ability to maneuver
 - A vessel engaged in commercial fishing

Navigation Rules

There are two terms that help explain these rules.

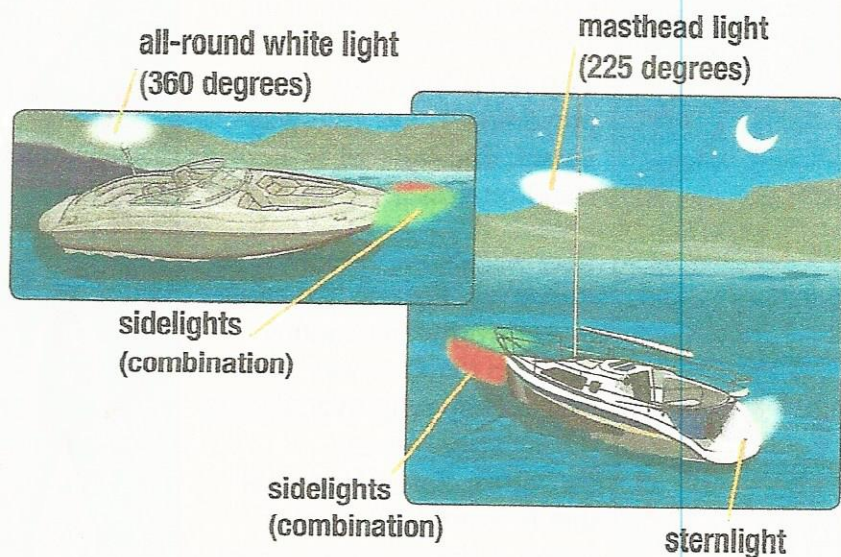
- ◆ **Stand-on vessel:** The vessel that should maintain its course and speed
- ◆ **Give-way vessel:** The vessel that must take early and substantial action to avoid collision by stopping, slowing down, or changing course

Power vs. Power	Meeting Head-On	Power vs. Sail
	<p>Power vs. Power: Neither vessel is the stand-on vessel. Both vessels should keep to the starboard (right).</p> <p>Power vs. Sail: The powerboat is the give-way vessel. The sailboat is the stand-on vessel.</p>	
	<p>Crossing Situations</p> <p>Power vs. Power: The vessel on the operator's port (left) side is the give-way vessel. The vessel on the operator's starboard (right) side is the stand-on vessel.</p> <p>Power vs. Sail: The powerboat is the give-way vessel. The sailboat is the stand-on vessel.</p>	
	<p>Overtaking</p> <p>Power vs. Power: The vessel that is overtaking another vessel is the give-way vessel. The vessel being overtaken is the stand-on vessel.</p> <p>Power vs. Sail: The vessel that is overtaking another vessel is the give-way vessel. The vessel being overtaken is the stand-on vessel.</p>	

Nighttime Navigation

Be on the lookout for the lights of other vessels when boating at night. Several types of lights serve as navigational aids at night. There are four common navigation lights.

- ◆ **Sidelights:** These red and green lights are called sidelights (also called combination lights) because they are visible to another vessel approaching from the side or head-on. The red light indicates a vessel's port (left) side; the green indicates a vessel's starboard (right) side.
- ◆ **Sternlight:** This white light is seen from behind or nearly behind the vessel.
- ◆ **Masthead Light:** This white light shines forward and to both sides and is required on all power-driven vessels. A masthead light must be displayed by all vessels when under engine power. The absence of this light indicates a sailboat under sail.
- ◆ **All-Round White Light:** On power-driven vessels less than 39.4 feet in length, this light may be used to combine a masthead light and sternlight into a single white light that can be seen by other vessels from any direction. This light serves as an anchor light when sidelights are extinguished.



Encountering Vessels at Night



When you see only a white light, you are overtaking another vessel. It is the stand-on vessel whether it is underway or anchored. You may go around it on either side.



When you see a green and a white light, you are the stand-on vessel. However, remain alert in case the other vessel operator does not see you or does not know the navigation rules.



When you see a red and a white light, you must give way to the other vessel! Slow down and allow the vessel to pass, or you may turn to the right and pass behind the other vessel.

Encountering a Sailboat at Night

When you see **only a red light or only a green light**, you may be approaching a sailboat under sail and you must give way. The sailboat under sail is always the stand-on vessel!





U.S. Aids to Navigation System (ATON)

Buoys and markers are the “traffic signals” that guide vessel operators safely along some waterways. They also identify dangerous or controlled areas and give directions and information. As a recreational boat or PWC operator, you will need to know the lateral navigation markers and non-lateral markers of the U.S. Aids to Navigation System.

Lateral Markers




These navigation aids mark the edges of safe water areas; for example, directing travel within a channel. The markers use a combination of colors and numbers, which may appear on either buoys or permanently placed markers.

Red colors, red lights, and even numbers indicate the right side of the channel as a boater enters from the open sea or heads upstream.



Green colors, green lights, and odd numbers indicate the left side of the channel as a boater enters from the open sea or heads upstream.

Red and green colors and/or lights indicate the preferred (primary) channel. If green is on top, the preferred channel is to the right as a boater enters from the open sea or heads upstream; if red is on top, the preferred channel is to the left.




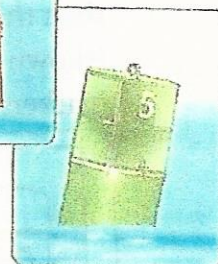
Red Right Returning

is a reminder of the correct course when returning from open waters or heading upstream.

Nuns are red cone-shaped buoys marked with even numbers.




Cans are green cylindrical-shaped buoys marked with odd numbers.



Lighted Buoys use the lateral marker colors and numbers discussed above; in addition, they have a matching colored light.

Daymarks are permanently placed signs attached to structures, such as posts, in the water. Common daymarks are red triangles (equivalent to nuns) and green squares (equivalent to cans). They may be lighted also.





Intracoastal Waterway System

The Intracoastal Waterway (ICW) is a chain of channels that provide an inland passage along the U.S. coast. Buoys and markers in this system are identified by yellow symbols and serve a dual purpose—they are navigation aids for both the lateral system of markers and the ICW.


If following the ICW from New Jersey to Brownsville, Texas, in a clockwise direction:

- ◆ Any marker displaying a yellow triangle should be passed by keeping it on the starboard (right) side of your vessel.
- ◆ Any marker displaying a yellow square should be passed by keeping it on the port (left) side of your vessel.



Non-Lateral Markers

Non-lateral markers are navigation aids that give information about topics other than the edges of safe water areas. The most common are regulatory markers (shown below) that are white and use orange markings and black lettering. These markers are found on waterways throughout Florida.



Information

Squares indicate where to find food, supplies, repairs, etc. and give directions and other information.




Controlled

Circles indicate a controlled area such as speed limit, no fishing or anchoring, ski only or no skiing, or "slow, no wake."



Exclusion

Crossed diamonds indicate areas off-limits to all vessels such as swimming areas, dams, and spillways.




Danger

Diamonds warn of dangers such as rocks, shoals, construction, dams, or stumps. Always proceed with caution.


Mooring Buoy

Mooring buoys are white with a blue horizontal band and are found in marinas and other areas where vessels are allowed to anchor.




Other Non-Lateral Markers

Safe Water Markers are white with red vertical stripes and mark mid-channels or fairways. They may be passed on either side.



Inland Waters Obstruction Markers

are white with black vertical stripes and indicate an obstruction to navigation. You should not pass between these buoys and the nearest shore.



VHF Radio

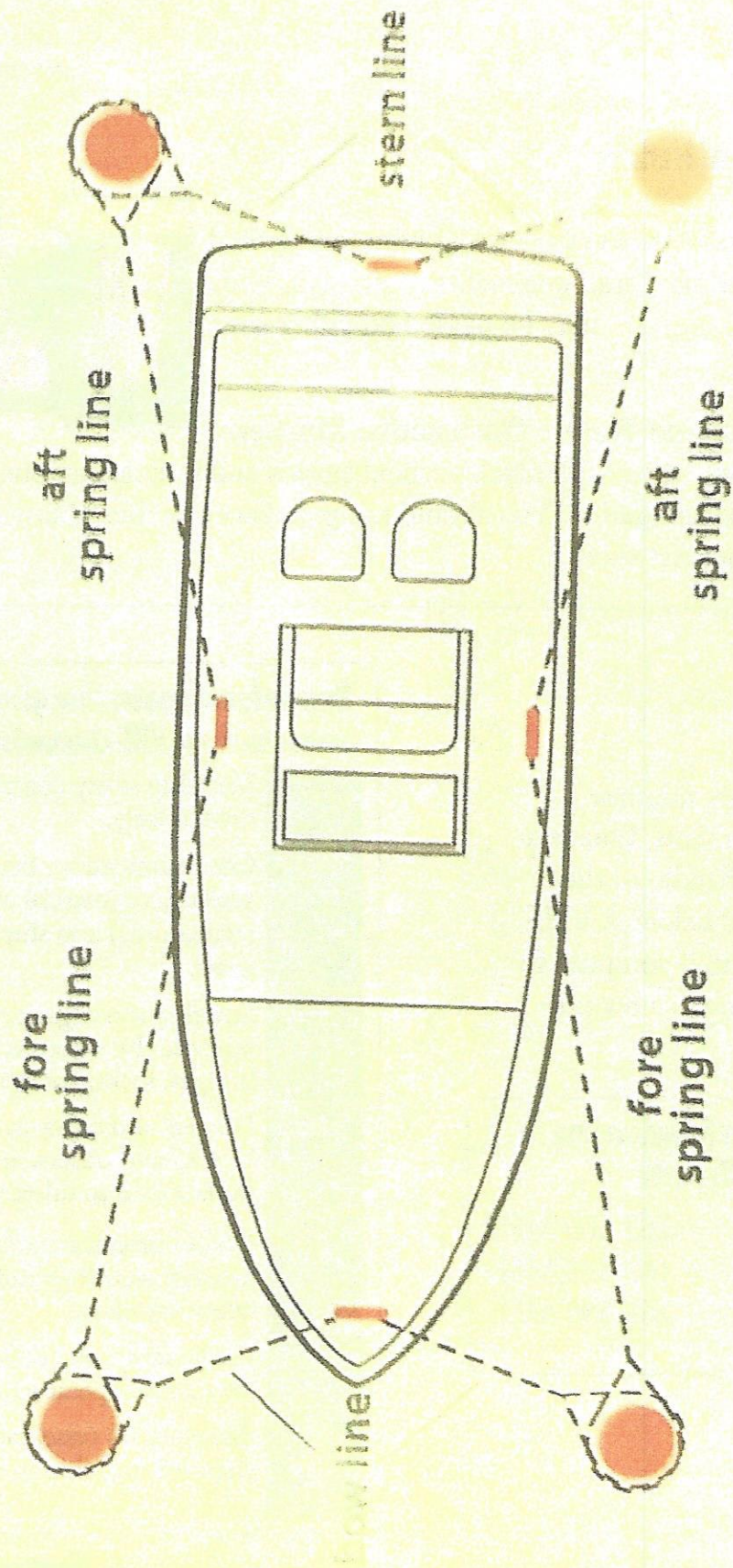
You should always monitor weather developments. One way is to tune a VHF radio to the frequencies listed below. A VHF radio is also useful if you need to summon help due to a boating emergency.

VHF Frequencies Broadcasting NOAA Weather Reports

162.400 MHz	162.500 MHz
162.425 MHz	162.525 MHz
162.450 MHz	162.550 MHz
162.475 MHz	

Recreational boaters are given access to these VHF channels:

6	Intership safety communications only.
9	Communications between vessels (commercial and recreational) and ship to coast.
13	Strictly for navigation purposes by vessels at bridges, locks, and harbors.
16	Distress and safety calls to USCG and others, and to initiate calls to other vessels.
22	USCG broadcasts of severe weather warnings and other safety warnings.
24-28	Public telephone calls (to marine operator).
68, 69, 71	Recreational vessel radio channels and ship to coast.




Common Saltwater Fish in Florida




Common Size Key


- 1 A few inches to a foot or more
- 2 Up to two feet
- 3 Up to three feet
- 4 A few feet to as many as six feet



1 Black Sea Bass




1 Lane Snapper




1 Mahogany Snapper




1 Red Porgy




1 Pinfish




1 White Grunt




1 Atlantic Croaker




1 Southern Kingfish (Whiting)




1 Gulf Kingfish (Whiting)




1 Queen Snapper




1 Vermilion Snapper




1 Schoolmaster



2 Bonefish




2 Florida Pompano




2 Tripletail



2 Gray Snapper



2 Blackfin Snapper



2 Dog Snapper




2 Mutton Snapper



2 Silk Snapper




2 Hogfish



2 Sheepshead




2 Sand Seatrout




2 Silver Seatrout




2 Spotted Seatrout




2 Gulf Flounder




2 Weakfish




2 Striped Mullet




2 Cero Mackerel




2 Spanish Mackerel




2 Yellowtail Snapper




2 Gray Triggerfish




3 Common Snook




3 Gag Grouper




3 Black Grouper



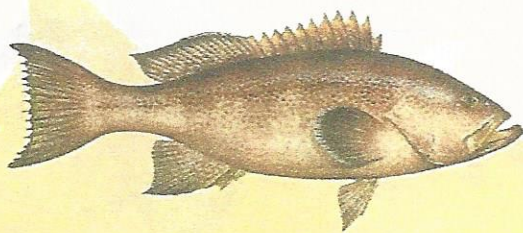
3 Red Grouper



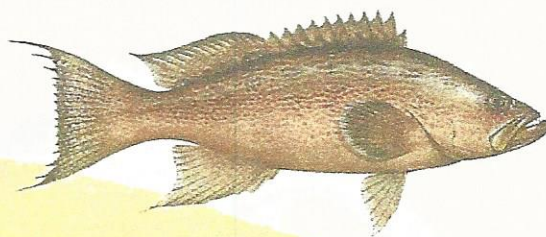
3 Nassau Grouper




3 Yellowfin Grouper




3 Yellowmouth Grouper




3 Scamp




3 Bluefish




3 Creville Jack




3 Banded Rudderfish




3 Permit




3 Lesser Amberjack




3 African Pompano




3 Cubera Snapper




3 Red Snapper




3 Black Drum




3 Red Drum




3 Blackfin Tuna




4 Tarpon




4 Goliath Grouper




4 Warsaw Grouper




4 Cobia




4 Greater Amberjack




4 King Mackerel



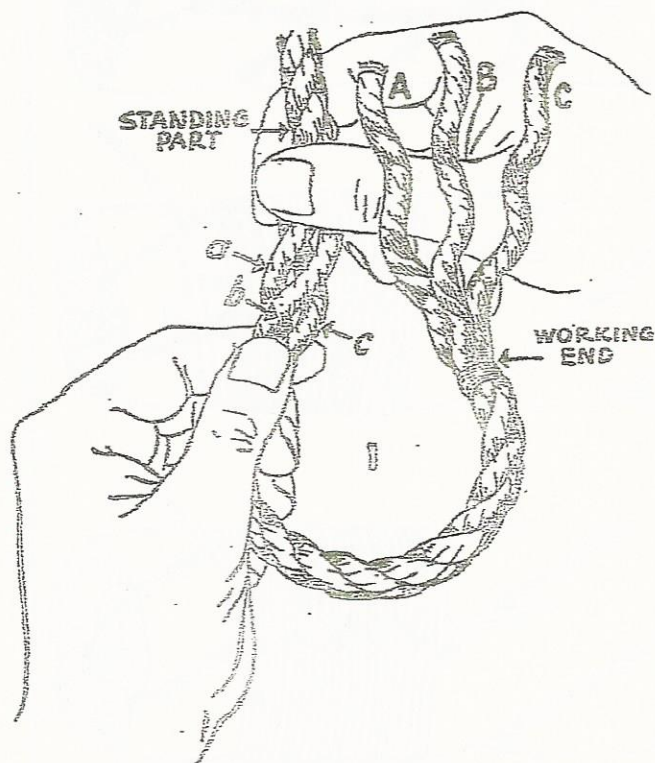
4 Yellowfin Tuna



4 Wahoo



4 Dolphin



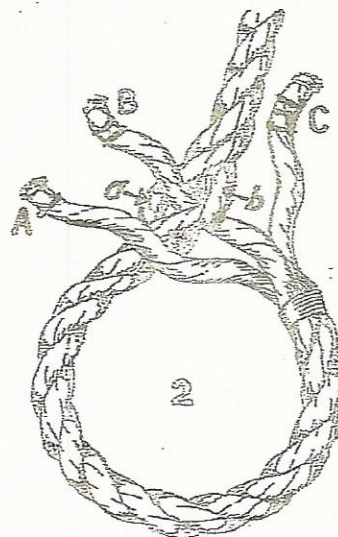
Looking at Step 2, B is now tucked under b, and is pulled snug to the seizing. In Step 3, A is tucked under a and pulled snug to the seizing.

THE EYE SPLICE

If you can do the first tuck properly, you will not have any difficulty with the remaining tucks. In manila line three tucks are sufficient to complete the Eye Splice. If you are using synthetic line, about five tucks will be required, particularly in nylon.


Examine step 1. Notice that a seizing has been affixed about six inches from the end. The three strands are then unlayed to the seizing and each strand in turn is whipped or wrapped with plastic tape. These strands are labeled A, B and C, being the left, center, and right strands respectively. Now, after determining how large an eye you need, grab the standing part and twist it, thereby opening up the strands. These are labeled a, b and c and are also the left, center and right strands respectively.

The procedure will be to tuck Strand B under b, A under a and C under c, in that order. Another way of expressing this, is to tuck the center under the center, the left under the left and the right under the right, in that order.

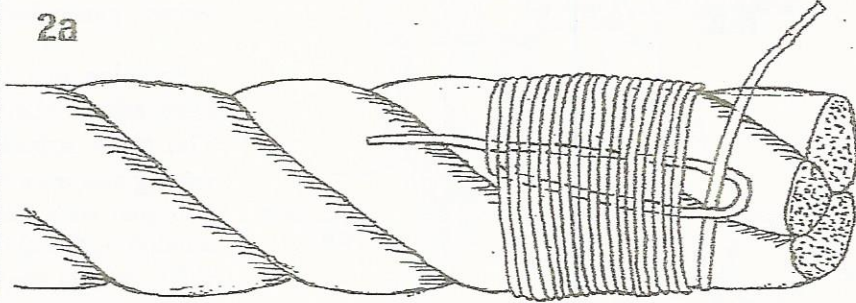


WHIPPING

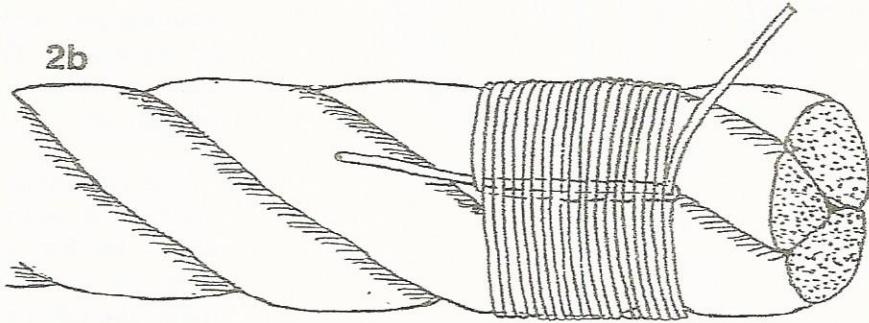
1



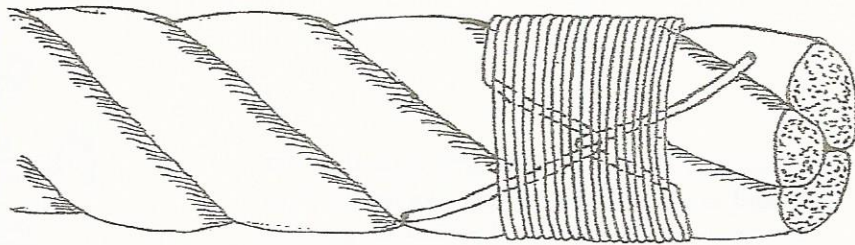
2a



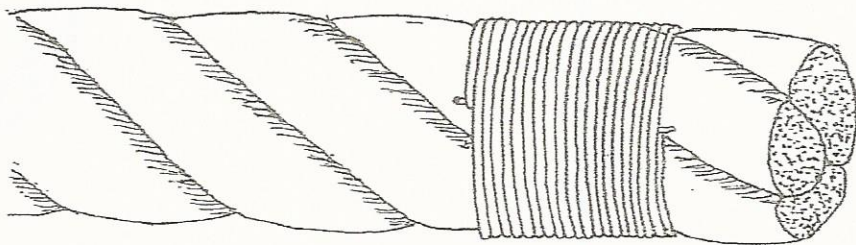
2b



3

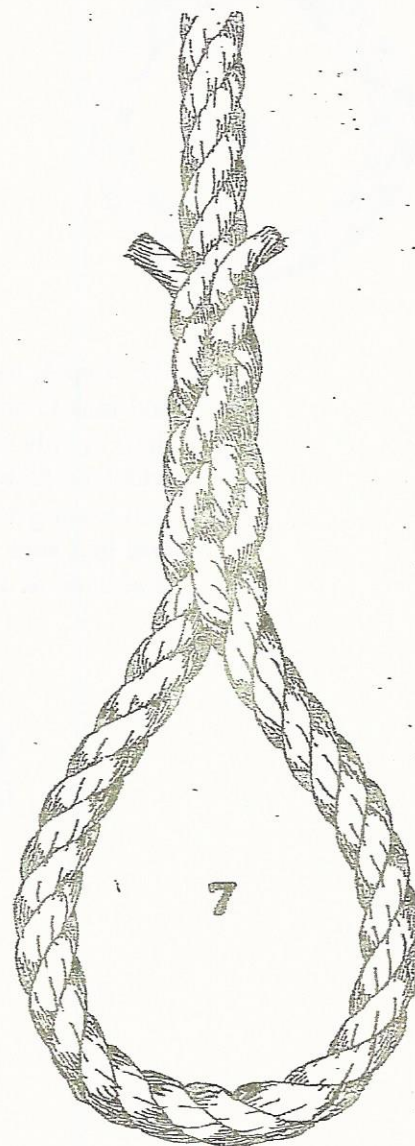
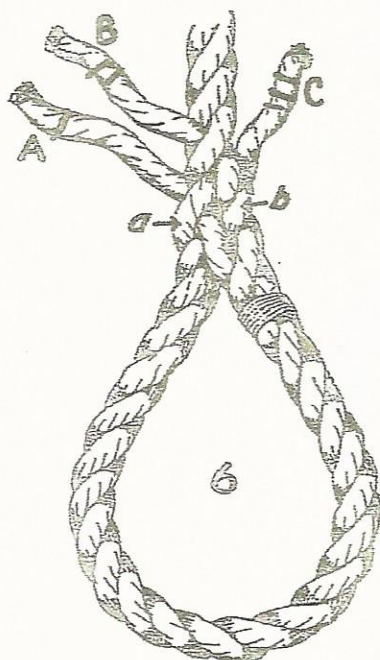


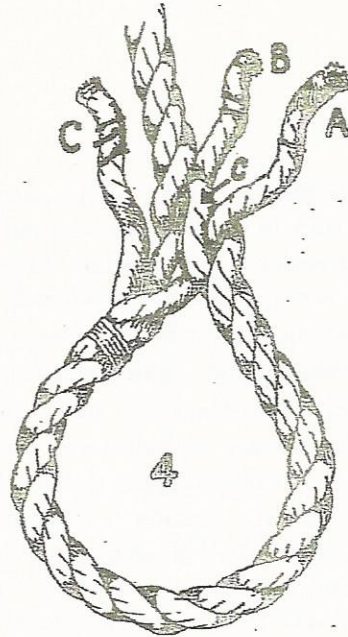
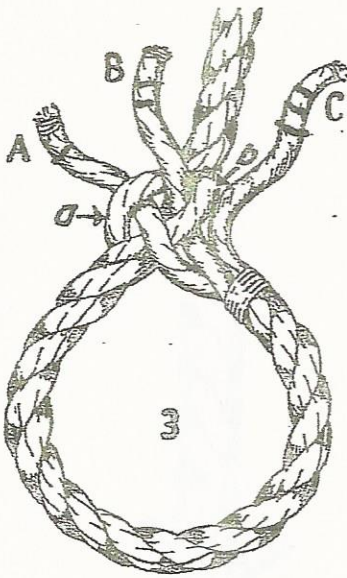
4



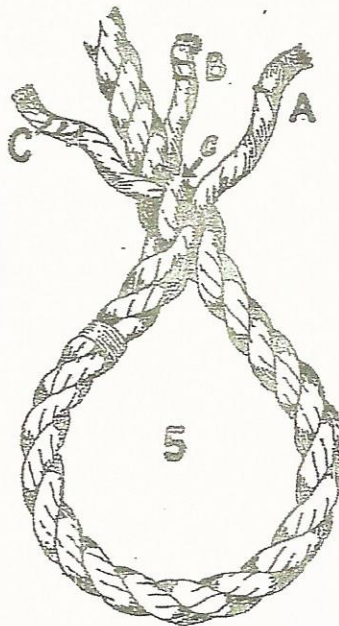
Step 6 is the beginning of the second tucks. Always tuck to the left. Each strand goes over one and under one to the left. After all three strands are so tucked, again each strand in the standing part will lie between 2 strands of the working end. Again, pull snug and start the third series. Over one and under one until all 3 working strands have been tucked. If your line is manila, you can cut off the ends of the working strands leaving about 3/8" sticking out. Then a seizing to finish it off. By rolling the splice underfoot, the finished product will look more symmetrical. If you're working nylon, continue on for two more tucks. Cut off, leaving about 1/4" ends and apply flame to the cut ends. The ends will melt and fuse. Then a little seizing and your Eye Splice is complete, as shown in step 7.

Your hardest part will be at steps 2, 3 and 4. Once you have mastered these, the rest is simply over one and under one and always to the left.





For Step 4, turn the partially completed eye over and tuck C under c. By checking you will find that there is only one strand in the standing part under which no tuck has been made. After C is so tucked, pull it snug to the seizing. If you are correct you will find each strand of the standing part between 2 strands of the working end.



THE OCALA BOAT CLUB

A FLORIDA NOT FOR PROFIT CORPORATION

BY-LAWS

27 February 2019

By-Laws
Ocala Boat Club, Inc.
A Not-For-Profit Corporation

February 2019

ARTICLE I - PURPOSE AND NAME

Section I

The general purpose for the Ocala Boat Club, Inc., is to promote and foster interest in boating and angling, and to provide suitable means and opportunities for the enjoyment thereof by the members of this club and to this end, to acquire, operate and conduct in Marion County, Florida, a social home and clubhouse, all not for profit, for mutual benefit, welfare and interest of the members of the corporation; to prescribe the qualifications and character of membership in the corporation and the manner of their admission or expulsion to promulgate and advance the welfare and interests of its members; to purchase, buy, own, rent, let, lease hold, mortgage, pledge, sell, or otherwise dispose of such real and personal property as the purposes of the corporation may require; to adopt rules, regulations and by-laws for the government of said club, its members and its property; and to do all other lawful acts and business as the purposes, either expressed or implied, of the corporation may require.

ARTICLE II - MEMBERSHIP

A person 21 year of age or older of good moral standing shall be eligible for membership in the corporation. All memberships shall be granted and held and be subject to these articles, and to all of the rules, regulations, and by-laws hereafter adopted by the corporation or hereafter adopted by the board of directors. Voting privileges may be exercised by all members exclusive of honorary and non-dues paying family members.

Section 1:

The name address, email, and phone numbers of any new member shall be published in the monthly club bulletin/newsletter following their induction into the Ocala Boat Club, Inc. as a member. The current Roster of the Club is for the exclusive use of members and shall not be used for any form of solicitation.

Section 2:

A prospective member shall attend three (3) regular Ocala Boat Club, Inc. meetings, or two (2) regular Ocala Boat Club, Inc. meetings and one (1) Club function before application for membership. A prospective member must be sponsored by an

ARTICLE II – MEMBERSHIP (continued)

Ocala Boat Club, Inc. member in good standing. The membership applicant is to abide by the regulations set forth by the Board of Directors.

An application for membership shall be referred to the Board of Directors for consideration. If the application is approved, the applicant shall then become a member of the Ocala Boat Club, Inc., and shall be presented with a copy of the Club By-laws.

Section 3

A member may resign from the Ocala Boat Club, Inc. at any time upon notice in writing addressed to the secretary.

Section 4

Classification - There will be the following three (3) classes of memberships: active, honorary, and Commodore Emeritus:

Class-1, Active - Any member who has paid current dues.

Class-2, Honorary - A member [who is no longer able to be considered an active member] may be granted honorary status following a lengthy productive, distinguished, active membership, and upon approval of the existing board. Such a member would be exempt from paying annual dues.

Class-3, Commodore Emeritus - In recognition of long and faithful service and unremitting interest of Judge Fred R. Hocker in boating affairs in Marion County, including his charter membership in the voluntary association of the Ocala Boat Club, Inc. and his aid and assistance in procuring the construction and establishment of the Ocala Boat Basin, Judge Fred R. Hocker is hereby declared to be Commodore Emeritus of this Corporation in perpetuity.

Section 5

Termination of Members - The Corporation may, by its By-laws, delegate to its board of directors' discretionary power of admitting or expelling (for just cause) a member or members, provided that before membership shall cease, members in question shall be given an opportunity to be heard.

Membership in the Club may be terminated for non-payment of dues. Termination will be determined by majority vote of the sitting Board of Directors.

ARTICLE II - MEMBERSHIP (continued)

Members who, for one year, do not participate in at least a minimum of four (4) non-cruise functions, as approved by the Board of Directors, can be considered for termination from the club.

Functions are described as Club Officer or Director, Committee Chairman, Kitchen duty (Kitchen Manager, or assisting Kitchen Manager in preparation and laying out food or drinks as necessary). Helping to keep Clubhouse in good repair, both inside and out, Cruise Captain, On-Call availability for weekend rentals and setting up for, or tear-down of furniture for meetings. Functions are assessed as One Point per incident.

ARTICLE III - MANAGEMENT

The management and general business of the Ocala Boat Club, Inc. shall be under the direction of the Board of Directors. On vital matters concerning the well-being of the club, the item shall be presented to the general membership at a regular meeting. Pursuant to discussion, the members shall vote, and results accepted by the Board.

Section 1

The management of the Corporation shall be vested in a Board of Directors. The number of Directors constituting the Initial Board of Directors is six (6). The number of Directors may be increased or decreased from time to time in accordance with the Bylaws but shall never be less than three (3). The Voting Members shall elect the Directors at an annual meeting of the Voting Members.

Section 2

The duration of the Corporation, Ocala Boat Club, Inc., is perpetual.

Section 3

Upon the dissolution of the affairs of this Corporation, the Board of Directors, after providing for the payment of all obligations, shall distribute any remaining assets to a non-profit and tax-exempt organization or organizations. This organization is to be operated exclusively for charitable, educational, religious, or scientific purposes which, at the time, qualify as an exempt organization or organizations under Section 501(c)(3) of the Internal Revenue Code of 1954 (or the corresponding provision of any future United States Internal Revenue Law). To be determined by the governing Board of Directors at the time of dissolution of the Ocala Boat Club, Inc.

ARTICLE III – MANAGEMENT (continued)

Section 4

No part of the net earnings of the Corporation shall inure to the benefit of, or be distributable to its Members, Directors or Officers, but the Corporation shall be authorized and empowered to pay reasonable compensation for services rendered and to make payments and distributions in furtherance of the purposes as set forth in Article I of this document.

Section 5

Amendments to these Bylaws and the Articles of Incorporation shall require approval by the majority of all the Members of the Board of Directors and shall require acceptance by a majority of the members in attendance at a regular or specially called meeting of members, with notice of the proposed amendment(s).

Section 6

The Corporation is organized and shall be operated on a non-stock basis within the meaning of the Florida Not for Profit Corporation Act and shall not have the power to issue shares of any type or class of stock or other certificates or writings evidencing any ownership or proprietary interest in the Corporation.

ARTICLE IV - BOARD OF DIRECTORS

As indicated in ARTICLE III, the management and general business of the Ocala Boat Club, Inc. shall be under the direction of the Board of Directors. To be an officer or director, a nominee must be a member in good standing.

Section 1

The Board of Directors shall consist of the officers (i.e., Commodore, vice-commodore, cruise master, purser, and secretary), plus six (6) members (Directors) elected by the club, and the immediate past commodore who shall serve as an ex-officio member (with voting privileges).

Section 2

The six (6) elective Directors shall hold office for the term of two (2) years, with three (3) members being elected each year.

Officers shall be elected for a one-year term of office.

ARTICLE IV - BOARD OF DIRECTORS (continued)

A majority of the members of the Board of Directors shall constitute a quorum at any meeting of the Board of Directors.

The Board of Directors shall be elected at the November meeting and take office beginning with the January Board meeting.

Section 3

The Board of Directors may employ whatever personnel they deem necessary, and for which funds are available, to aid in the management of the club.

When contracting for services, the Board shall define job requirements and descriptions.

Section 4

A Regular meeting of the Board of Directors shall be held on the first Monday of the month at the time and place designated by the Commodore. Any member in good standing is welcome to attend a board meeting as a non-voting guest.

Substitutes: Board members anticipating being absent from board meetings for an extended period shall ask the Board to appoint a substitute. Whoever substitutes for a Board member must obtain written authorization from that absent Board member (unless deemed incapacitated) and present it to the Board for approval. That alternate Board member shall vote at his/her discretion.

Section 5

Special meetings of the Board of Directors may be called by the Commodore. Notice is to be given in sufficient time to permit all members to be present. A special meeting may also be called by (a) a committee of three (3) members of the Board of Directors, (b) telephone (with written reply), (c) internet polling of the Board members by the Commodore or designee, or (d) stand-up meeting at conclusion of general meeting.

Section 6

The Board of Directors of the Ocala Boat Club, Inc. are charged with maintaining the Incorporation status of the Ocala Boat Club, Inc. This duty includes paying the required incorporation fees each year, conducting an annual "corporation meeting" in January, and submitting the required annual report by May 1st each year to the State of Florida. The report is to include the Federal Employer Identification (FEI/EIN). All report filings and fees are to be handled by the Purser and a report given to the Board of Directors by the Purser.

ARTICLE V - OFFICERS

Section 1

The elective officers of the club shall be Commodore, Vice-Commodore, Cruise Master, Purser, and Secretary. The immediate Past Commodore shall serve in an ex-officio capacity to the Board (with voting privileges).

Section 2

Officers shall be elected by the membership at the November meeting and shall hold office for a minimum of one (1) year or until their successors shall have been qualified.

Section 3

Officers Duties:

(a) **Commodore** - The Commodore shall preside at all meetings of the club and the Board of Directors. The Commodore shall appoint all committee chairs (except cruise committee) and be ex-officio and shall carry out such other responsibilities as are assigned to him in these by-laws.

The Commodore shall receive a copy of the purser's report and a copy of the secretary's minutes each month.

(b) **Vice-Commodore** - During the absence or temporary incapacity of the Commodore, the Vice-Commodore shall perform the duties and have the powers of the Commodore. In the absence or incapacity of the Commodore and Vice-Commodore, the Cruise Master shall perform the duties of the Commodore.

The Vice-Commodore shall be the purchasing agent for the club. The Vice Commodore may designate members to aid the purchasing process.

All purchases over \$500.00 must have prior approval of the Purser and the Board of Directors. Purchases over \$100.00 must have prior approval of the Purser.

(c) **Cruise Master** - In the absence of or temporary incapacity of the Commodore and the vice-commodore, the cruise master shall perform the duties of the Commodore.

The Cruise Master shall be responsible for compiling and scheduling a list of cruise events (land and water) for the year and assigning a Cruise Captain to oversee each event. The Cruise Master shall also request the Cruise Captain to be responsible for making all Cruise arrangements.

ARTICLE V - OFFICERS (continued)

(d) **Purser** - The Purser shall have charge of all funds and shall submit an annual audit to the Board, shall have financial reports prepared for approval at monthly Board meetings, and available for review at regular meetings of the club. A copy of the purser's report shall be given to the Commodore and the secretary each month. Purser's complete yearly records shall be presented for audit on or before the January Board meeting to an auditor selected by the Board. Report of such audit shall be made available to the Membership by publication in the "Helmsman." The Purser is responsible for filing all the necessary reports and fees for maintaining the incorporation status of the Ocala Boat Club, Inc. Check signing authority shall be given to the Purser, Commodore or Vice Commodore.

(e) **Secretary** - The Secretary shall be the custodian of the minutes of the Board of Directors and shall maintain the official copy of the by-laws as they may from time to time be amended. The Secretary shall prepare the minutes of the meeting of the Board of Directors and any regular meetings as necessary; handle the correspondence of the club under the direction of the Commodore and the Board of Directors, and perform such duties as are usually associated with the position of a Club Secretary.

The Secretary shall provide rulings to the Commodore at club meetings and Board of Director's meetings on Parliamentary law as per Article XI of these By-laws - Parliamentary Authority.

Section 4

Vacancies - The Board may fill vacancies in an elective office at a regular meeting of the Board of Directors of the Club at which a quorum is present or polled by the Commodore. The successor, so chosen, shall serve for the unexpired term of the predecessor.

Section 5

- (1) The Commodore shall appoint a committee to review the by-laws every two Years.
- (2) Members of the Board of Directors and the building and supply committee shall have a key to the club.
- (3) List of committees and duties:
 - a. **Membership** - conducts member recruitment, retention, and maintain the "Sunshine" (health) status of members.

ARTICLE V - OFFICERS (continued)

- b. **Historian** – Maintains an annual record of club activities.
- c. **Building, grounds** - monitors and carries out maintenance activities.
- d. **Newsletter** – Inform members and others about the Club and its activities with current information on a timely basis.
- e. **Programs and entertainment** – Develop and plans special events.
- f. **Kitchen and Supplies** – Sets standards for Kitchen Duty volunteers including written instructions for setup and cleanup of all food, beverages, and supplies associated with the Club's monthly membership meeting. Submits supplies requests to the Vice Commodore for the purchase of supplies.
- g. **Safety** – Devise activities to promote safe boating practices among boat operators and their passengers.
- h. **Website** - "Web Master" is responsible for maintaining the clubs web site.
- I. **Rental** – Manages the club-house rental program.

ARTICLE VI – NOMINATING COMMITTEE & ELECTIONS

A Nominating Committee of three (3) shall be called for and elected at the April general meeting. The nominating committee may nominate more than one (1) individual for any office and shall make this report to the membership at the October meeting. The nominating committee's term is three (3) years. One new member is to be selected each year with the senior member dropping off each year. Members may return after a lay-out-period of one (1) year.

Members of the nominating committee shall not nominate themselves or each other for any office, including director. This does not eliminate a member of the committee from being nominated from the floor.

Nominations shall be closed at the November meeting. Election of officers shall take place at the November meeting.

Duties of the newly elected officers and directors shall be effective as of January first (1st). Formal installation of officers shall take place at the January membership meeting.

ARTICLE VI – NOMINATING COMMITTEE & ELECTIONS (continued)

Any office with more than one (1) nominee shall be voted on by secret ballot. If there is but one nominee for office, the vote may be by voice.

The annual year of the club shall commence on the first (1st) of January and end the thirty-first (31st) of December.

ARTICLE VII - ANNUAL YEAR AND ACCOUNTING YEAR

The Fiscal year of the Club shall commence on December 1st (first) of each year and end on November 30 (thirtieth) of the following year.

ARTICLE VIII - DUES

Members will be notified of upcoming annual dues in December. Dues become delinquent March 1st of the following year.

Applicants and members are expected to pay appropriate membership dues within two (2) months of the due date; otherwise, the application or membership becomes null and void. Former members who wish to reinstate membership are required to pay only regular dues, pro-rated according to the by-laws.

The annual dues for individual members of the club shall be as follows:

- a. Dues for members annually participating in club functions to accumulate four (4) points shall be \$50 for the year following qualification as herein described. Participation is defined as helping with or chairing an Ocala Boat Club function. Functions shall be defined as any Ocala Boat Club non-water or land cruise related event with the exception of being a Cruise Captain. Qualifying functions shall be reviewed each January by the Board of Directors.
- b. Dues for members who do not actively participate in at least four (4) non-cruise functions, as described in paragraph "a" above, shall be \$75 for the year following non-qualification.
- c. Dues for new members shall be \$50. Members joining after the first (1st) of July of any year shall pay dues of \$25.00.
- d. Children under the age of 21 shall not be required to pay dues.
- e. Members may share accumulated non-cruise function points with immediate family members only.

ARTICLE IX – Membership Meetings

Section 1

The regular membership meeting in January will be an annual meeting of the Corporation.

ARTICLE IX – Membership Meetings (Continued)

Section 2

Regular meetings of the club shall be held once each month upon a prescribed day of a specific week, as determined by the membership at any regular or special meeting of the club.

Section 3

Notice shall be communicated of place, day and hour of annual, regular, and special meetings as prepared and distributed by the secretary.

Section 4

Special meetings of the members of the club may be called by the Commodore or any ten (10) members upon giving three (3) days' notice to the membership, which notice shall state place, day, hour and purpose of the meeting.

Section 5

All meetings shall be held at the place, day, and hour designated by notice.

Section 6

A quorum shall consist of two-thirds (2/3) of the dues-paying members. Any action taken shall require a majority vote of the members present.

ARTICLE X - AMENDMENTS AND ADDITIONS

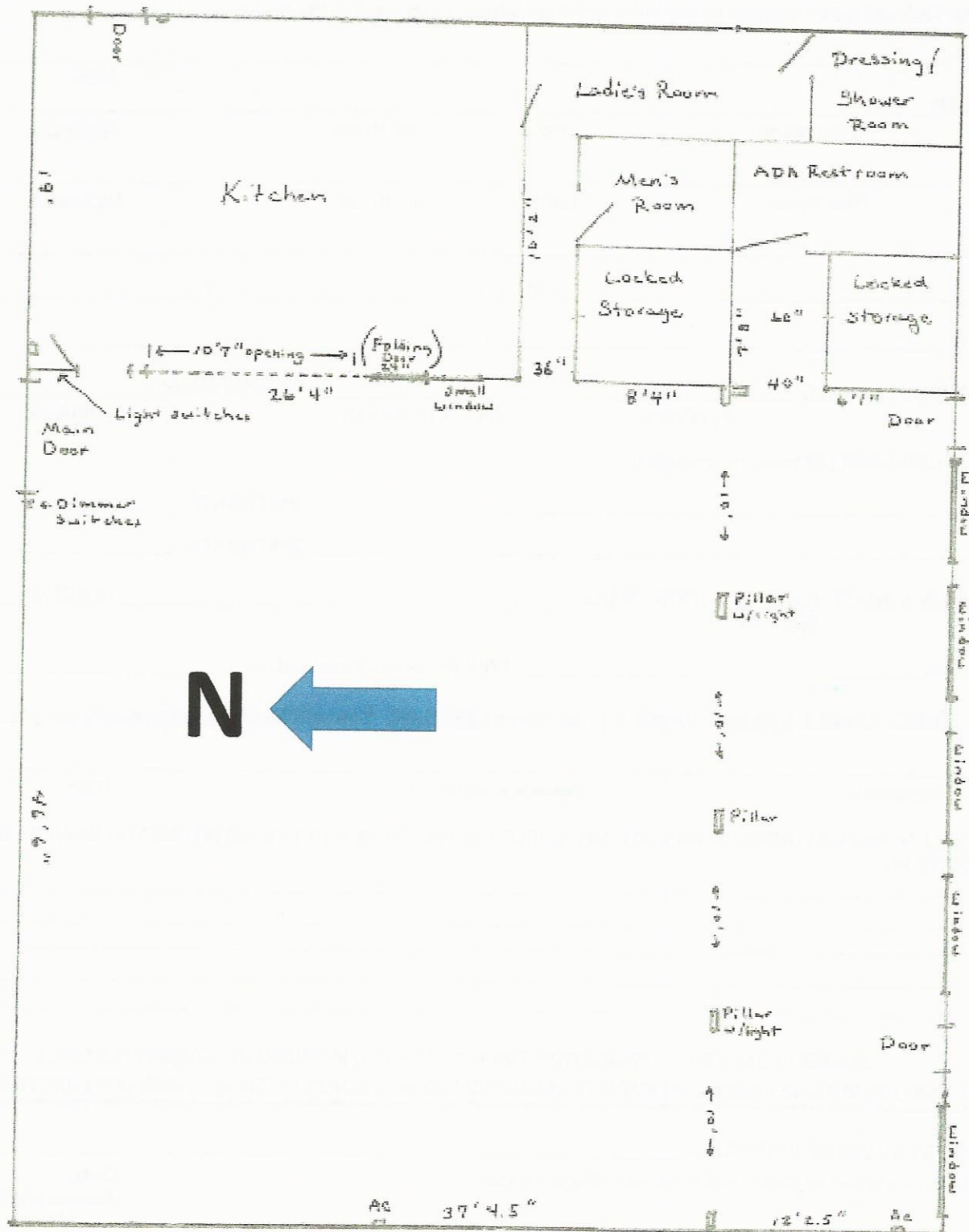
No amendment to the by-laws shall take effect until it has been submitted in writing to the membership for review and approval.

ARTICLE XI - PARLIAMENTARY AUTHORITY

A Roberts Rule of Order, Newly Revised Current Edition, shall govern the Ocala Boat Club, Inc.

The Secretary is charged with the responsibility of ensuring that the scheduled business of this Club shall be conducted in an orderly manner and in accord with current parliamentary proceedings and laws.

OCALA BOAT CLUB FLOOR PLAN



APPLICATION for MEMBERSHIP in the OCALA BOAT CLUB, INC

PLEASE PRINT

I (We) hereby apply for membership in the Ocala Boat Club, Inc. It is understood that this Club was organized to encourage boating for families as well as individuals. I (We) agree to participate, to the best of my (our) ability, in the activities of the Ocala Boat Club and agree to abide by the Rules and Regulations as set forth in the By-Laws.

SPONSOR: _____

APPLICANT: _____ Date _____
First Name Initial Last Name Nickname

SPOUSE: _____
First Name Initial Last Name Nickname

ADDRESS: _____

PHONE: _____ CELL (s) _____ / _____

E-MAIL(S): _____ / _____

BIRTHDATE (s) (Optional): _____ ANNIVERSARY: _____
Applicant Spouse (Optional) (Optional)

NAMES OF CHILDREN (20 years or younger):

_____ BIRTHDATE: _____

_____ BIRTHDATE: _____

DO YOU OWN A BOAT? (Circle-1) / If YES: MAKE: _____ LENGTH: _____
Yes No

BOAT NAME: _____ TYPE (Pontoon, Runabout, etc.): _____

ANNUAL DUES: **SINGLE \$50.00; FAMILY (2 or more) \$100.00.** You will be invoiced annually for your dues.

Applicant's signature _____ Spouse's signature _____ Date _____

PLEASE TELL US ABOUT YOURSELF; INCLUDE ANY SKILLS YOU MAY HAVE AND THE ACTIVITIES YOU WOULD LIKE TO PARTICIPATE IN:

PLEASE SUBMIT THIS APPLICATION FORM TO THE OBC MEMBERSHIP COMMITTEE CHAIR
THIS APPLICATION WILL BE PROCESSED BUT NOT APPROVED PENDING COMPLETION OF THREE OBC FUNCTIONS.

APPROVED BY BOARD OF DIRECTORS: _____

Note: Copy to be retained on file by the OBC Membership Committee

Date _____
Revised July 2016

Membership Applicant Information- **OVER** 

Ocala Boat Club Member Participation:

A prospective member shall attend three (3) regular Ocala Boat Club (OBC), Inc. meetings, or two (2) Regular OBC meetings and one (1) Club function before approval for membership. An OBC member in good standing must sponsor an OBC applicant.

Once completed, the application for membership is referred to the Board of Directors for consideration. When approved, the applicant will then become a member of the OBC and will be presented with a copy of the Club By-laws and a New-Member Orientation Packet. The applicant is to abide by the regulations as described in the By-Laws.

The New Member Orientation Packet contains information to help them become knowledgeable about not only the activities of the Boat Club but also the surrounding areas, boat safety, wildlife, flora & fauna, cruises, up-coming events, OBC member information, etc.

New Members are encouraged to participate in the activities of the Boat Club; i.e.: cruises, committees, club maintenance, Board of Directors meetings and any or all activities to further enhance the health of the Boat Club.

Members are welcome to request information from any current member at any time and are encouraged to offer their skills when needed.

All members are requested to gather information about possibilities for future club functions during their travels, i.e., cruises for the club, sightseeing or whatever other function our club members might enjoy.

Suggestions are encouraged!

Activities I (we) have attended are:

1st Event: _____ Sponsor Init. _____ Date: _____

2nd Event: _____ Sponsor Init. _____ Date: _____

3rd Event: _____ Sponsor Init. _____ Date: _____

Please provide a photo

